




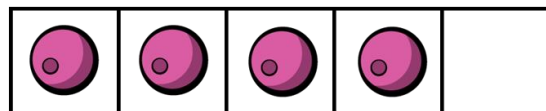




Key Representations



Notes and guidance

When teaching counting, consider the **counting principles** at all times. At this early stage, ensure that children are counting real-life objects. They could start by subitising and counting objects that are identical before moving on to subitising and counting objects that have slight differences such as size or colour. Make sure that the objects are of the same type e.g. apples, cubes, books.

Encourage children to put objects into a line when counting so they have a clear start and end point.

The five frame can be used to support children to **subitise** and compare numbers within 5

Numerals may be introduced to children but they are not expected to write them at this stage. They could use informal jottings and/or drawing to record their thinking.